

Distinguished by its large scale and its timeless silhouette, the Wind pendant makes a striking statement.

A perfect marriage of technology and tradition, the drum shade is suspended from clear cords and intricately woven of filament winding, creating a webbed texture that elevates its visual interest. Wind's diffuser emits an ambient glow.

- 27 Brown L1 (S 1505-Y50R)
- 53 Green M1 (S 6005-G80Y)
- 61 Ocre red (S 3050-Y60R)

Shade: Filament winding.

Canopy: Steel.

Lid: Steel.

Diffuser: Methacrylate.


LED 2700K, CRI>90, 139 lm/W.


Ref. 4072, 4077.
Outdoor.

Ref. 4078.
Indoor only.

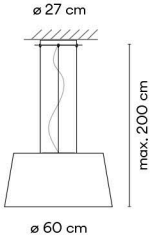
Personalization options available

- Extra cable length
- Request more information.

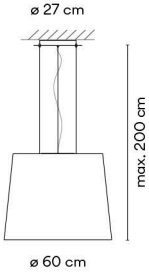




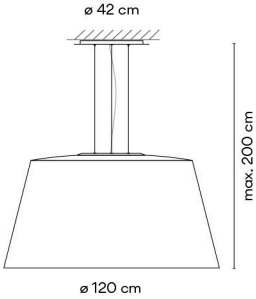
4072



4077



4078



Distinguished by its large scale and striking silhouette, Wind makes a to-wering statement in any outdoor setting. A perfect marriage of technology and tradition, the drum shade is intricately woven of fibreglass, creating a webbed texture and pattern that elevates its textural interest and makes it versatile enough for traditional or modern settings. Wind is available in a pendant and floor versions and emits an ambient glow.

- 27 Brown L1 (S 1505-Y50R)
- 53 Green M1 (S 6005-G80Y)
- 61 Ocre red (S 3050-Y60R)

Shade: Filament winding.
Cover: Steel.
Weight: Concrete.
Diffuser: Methacrylate.
Lid: Steel.

LED 2700K. CRI>90. 139 lm/W.

Ref. 4057, 4062, 4067.
Portable version.

Ref. 4072, 4077.
Surface mounted.

Personalization options available
Ref. 4072, 4077.
- Extra cable length.
Request more information.

